



Customer Service
513.874.8499

Dixon® Industrial Sight Flow Indicators

Dixon engineered industrial sight flow indicators are designed for fluid processes. These indicators are used to view the material flow direction, color, and clarity. Various sizes, indicator types, and seals are available to cover many typical industrial fluid applications.



Features

- Reliable O-ring lens seal
- Maintenance-free design
- Easy to install

Indicator Types

Propeller: standard, unidirectional flow



Flapper: Bi-directional, shows direction of flow



Plain: no indicator, use for color and transparency of liquid, bi-directional flow



Specifications and Technical

Materials	14-Series	15-Series	Optional*
glass	tempered soda lime	tempered borosilicate	
indicator	Delrin®	Ryton®	PTFE
seals	neoprene	FKM	FFKM, NBR
Feature	Material		
body	316 stainless steel		
connections	FNPT, 150 lb flange		

*Non-standard product, call Dixon® customer service for applications.

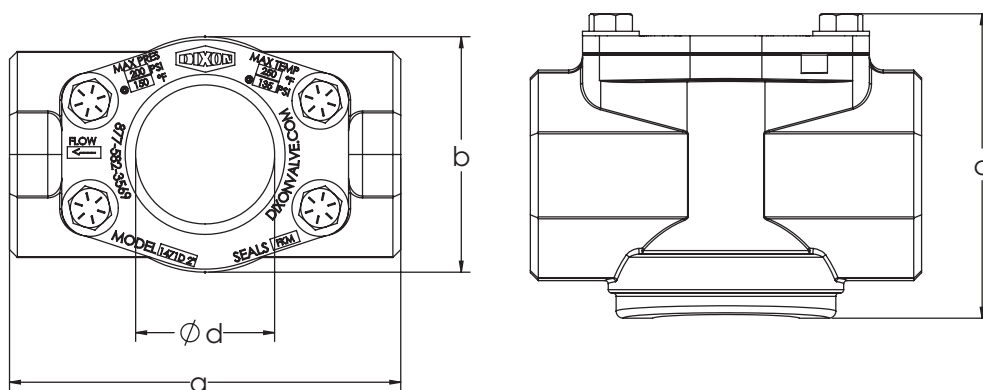
Pressure and Temperature Ratings

Series	Max Pressure	Max Temperature
14-Series	200 PSIG @ 150°F	250°F @ 135 PSIG
15-Series	400 PSIG @ 150°F	400°F @ 160 PSIG

Seal/Indicator Operating Temperature Ratings

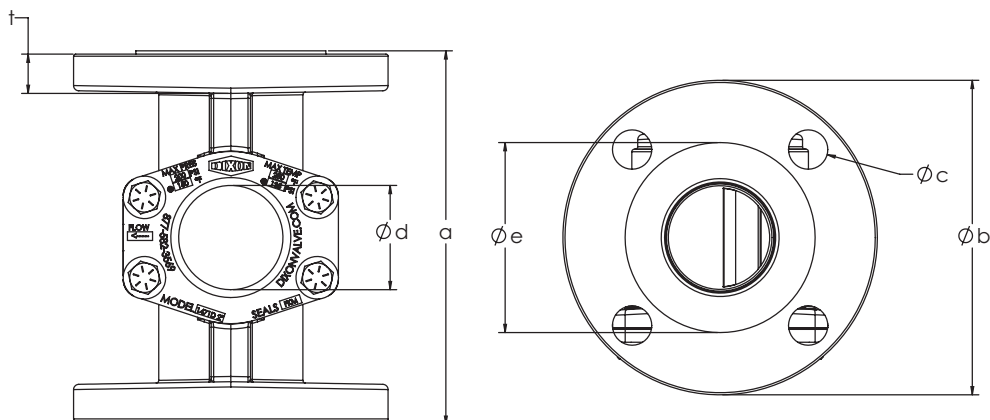
Material	Degrees F	Degrees C
Neoprene (14-Series standard)	-20 to 250	-29 to 121
Fluorocarbon (15-Series standard)	-20 to 400	-29 to 204
Nitrile rubber	-20 to 212	-29 to 100
Delrin	-40 to 250	-40 to 121
Ryton	-40 to 450	-40 to 232
PTFE	-40 to 400	-40 to 204

Dimensions



NPT Version

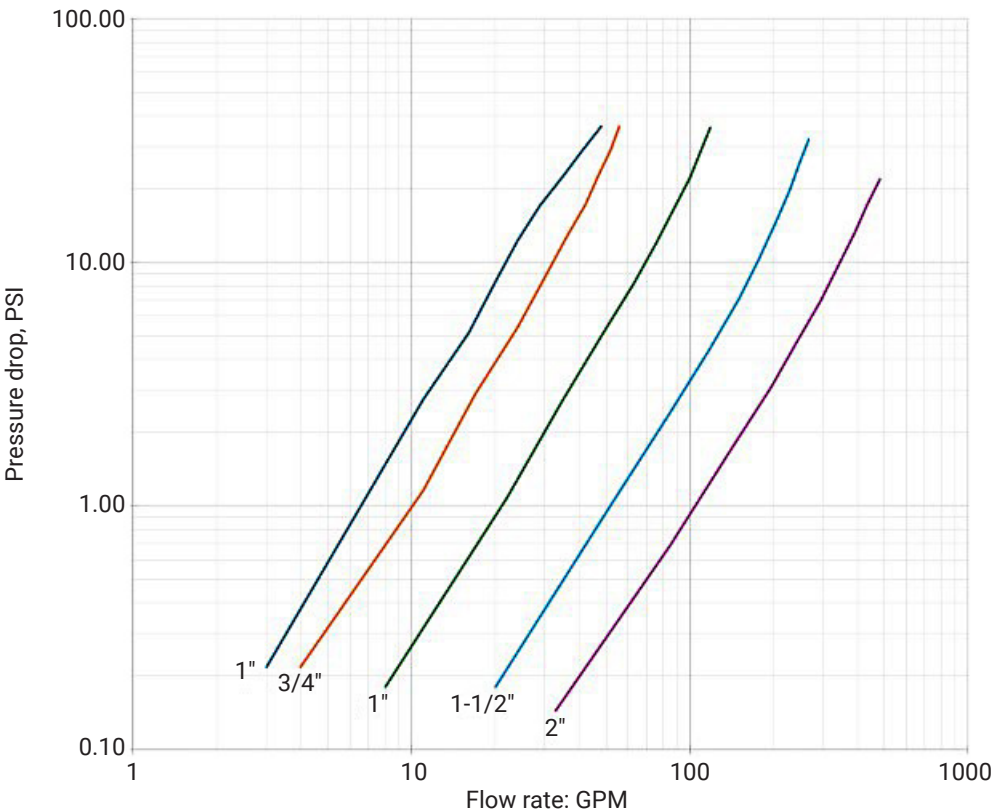
	1/2"		3/4"		1"		1-1/2"		2"	
	mm	in	mm	in	mm	in	mm	in	mm	in
Overall length (a)	93	3.7	108	4.2	108	4.2	142	5.6	142	5.6
Overall width (b)	54	2.1	69	2.7	69	2.7	86	3.4	86	3.4
Overall height (c)	62	2.4	81	3.2	81	3.2	111	4.4	111	4.4
Sight opening diameter (d)	29	1.1	38	1.5	38	1.5	51	2.0	51	2.0
Total weight (kg/lbs.)	0.64 / 1.4		1.3 / 2.9		1.2 / 2.7		3.5 / 7.7		2.9 / 6.4	



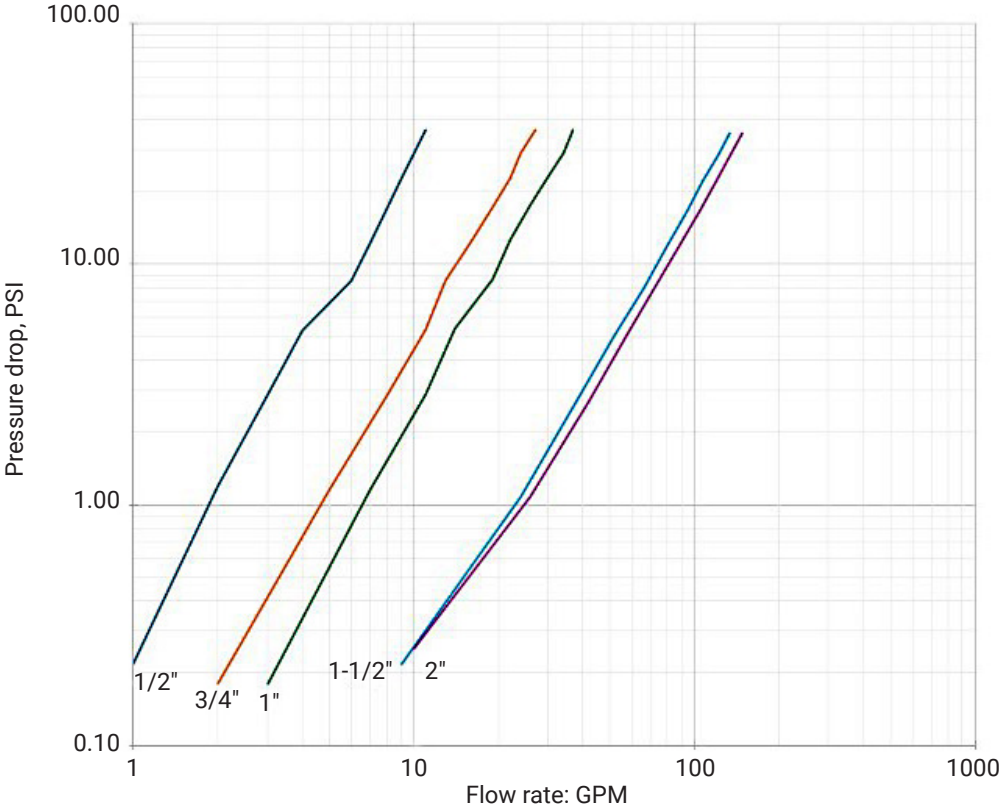
Flanged Version

	1/2"		3/4"		1"		1-1/2"		2"	
	mm	in.	mm	in.	mm	in.	mm	in.	mm	in.
Overall length (a)	148	5.8	119	4.7	129	5.1	167	6.6	181	7.1
Flange dia. (b)	89	3.5	99	3.9	108	4.3	127	5.0	152	6.0
#Bolt	(4)	(4)	(4)	(4)	(4)	(4)	(4)	(4)	(4)	(4)
Bolt hole size	16	0.6	16	0.6	16	0.6	16	0.6	19	0.7
Sight opening dia. (d)	29	1.1	38	1.5	38	1.5	51	2.0	51	2.0
Raised face dia. (e)	35	1.4	43	1.7	51	2.0	73	2.9	92	3.6
Flange thickness (t)	11	0.4	13	0.5	14	0.6	17	0.7	18	0.7
Total weight (kg/lbs.)	1.7 / 3.9		2.5 / 5.4		2.9 / 6.4		5.1 / 11.2		6.9 / 15.1	

Flapper Sight Flow Indicator Flow vs. Pressure Drop



Propeller Sight Flow Indicator Flow vs. Pressure Drop




Standard Part Number List

Size	End Connections	Indicator Type	Part #	Indicator Material	Seals	Part #	Indicator Material	Seals
14-Series						15-Series		
1/2"	NPT	none	DB14SS00N-005NP	none	neoprene	DB15SS00N-005VI	none	FKM
3/4"			DB14SS00N-007NP			DB15SS00N-007VI		
1"			DB14SS00N-010NP			DB15SS00N-010VI		
1-1/2"			DB14SS00N-015NP			DB15SS00N-015VI		
2"			DB14SS00N-020NP			DB15SS00N-020VI		
1/2"	NPT	propeller	DB14SS1DN-005NP	Delrin®	neoprene	DB15SS1RN-005VI	Ryton®	FKM
3/4"			DB14SS1DN-007NP			DB15SS1RN-007VI		
1"			DB14SS1DN-010NP			DB15SS1RN-010VI		
1-1/2"			DB14SS1DN-015NP			DB15SS1RN-015VI		
2"			DB14SS1DN-020NP			DB15SS1RN-020VI		
1/2"	NPT	flapper	DB14SS2DN-005NP	Delrin®	neoprene	DB15SS2RN-005VI	Ryton®	FKM
3/4"			DB14SS2DN-007NP			DB15SS2RN-007VI		
1"			DB14SS2DN-010NP			DB15SS2RN-010VI		
1-1/2"			DB14SS2DN-015NP			DB15SS2RN-015VI		
2"			DB14SS2DN-020NP			DB15SS2RN-020VI		
1/2"	150# flanged	none	DB14SS00F-005NP	none	neoprene	DB15SS00F-005VI	none	FKM
3/4"			DB14SS00F-007NP			DB15SS00F-007VI		
1"			DB14SS00F-010NP			DB15SS00F-010VI		
1-1/2"			DB14SS00F-015NP			DB15SS00F-015VI		
2"			DB14SS00F-020NP			DB15SS00F-020VI		
1/2"	150# flanged	propeller	DB14SS1DF-005NP	Delrin®	neoprene	DB15SS1RF-005VI	Ryton®	FKM
3/4"			DB14SS1DF-007NP			DB15SS1RF-007VI		
1"			DB14SS1DF-010NP			DB15SS1RF-010VI		
1-1/2"			DB14SS1DF-015NP			DB15SS1RF-015VI		
2"			DB14SS1DF-020NP			DB15SS1RF-020VI		
1/2"	150# flanged	flapper	DB14SS2DF-005NP	Delrin®	neoprene	DB15SS2RF-005VI	Ryton®	FKM
3/4"			DB14SS2DF-007NP			DB15SS2RF-007VI		
1"			DB14SS2DF-010NP			DB15SS2RF-010VI		
1-1/2"			DB14SS2DF-015NP			DB15SS2RF-015VI		
2"			DB14SS2DF-020NP			DB15SS2RF-020VI		

Call Dixon® customer service regarding special applications.

Repair Kits



Series	Description	Part #
14	1/2": includes glass, O-Ring, and gasket	DB14SS-005-RK1
	3/4" and 1": includes glass, O-Ring, and gasket	DB14SS-010-RK1
	1-1/2" and 2": includes glass, O-Ring, and gasket	DB14SS-020-RK1
15	1/2": includes glass, O-Ring, and gasket	DB15SS-005-RK1
	3/4" and 1": includes glass, O-Ring, and gasket	DB15SS-010-RK1
	1-1/2" and 2": includes glass, O-Ring, and gasket	DB15SS-020-RK1

Part Number Key

Sight Flow Indicator		DB	Series	Housing	Indicator Type	Indicator Material	Connection Type	Size of Fitting	Seal Material
			14-15	SS	0-2	D-T-R	N-F	005-020	NR-KR
Series	Code	←							
Standard	14								
High Pressure/ Temp	15								
Housing Material	Code	←							
316 Stainless	SS								
Indicator Type	Code								
Plain	0								
Propeller	1								
Flapper	2								
Indicator Material	Code	←							
Delrin®	D								
Ryton®	R								
PTFE	T								
Connection Type	Code	←							
NPT	N								
Flanged (150#)	F								
Size of Fitting	Code	←							
1/2"	005								
3/4"	007								
1"	010								
1-1/2"	015								
2"	020								
Seal Material	Code	←							
Nitrile rubber	NR								
Neoprene	NP								
FKM	VI								
PTFE Encapsulated Silicone	TS								
EPDM*	EP								
FFKM*	KR								

*Special order only

Notes

Limited Warranty

DIXON VALVE AND COUPLING COMPANY, LLC (herein called "Dixon") warrants the products described herein and manufactured by Dixon to be free from defects in material and workmanship for a period of one (1) year from date of shipment by Dixon under normal use and service. Its sole obligation under this warranty being limited to repairing or replacing, as hereinafter provided, at its option any product found to Dixon's satisfaction to be defective upon examination by it, provided that such product shall be returned for inspection to Dixon's factory within three (3) months after discovery of the defect. The repair or replacement of defective products will be made without charge for parts or labor. This warranty shall not apply to: (a) parts or products not manufactured by Dixon, the warranty of such items being limited to the actual warranty extended to Dixon by its supplier; (b) any product that has been subject to abuse, negligence, accident, or misapplication; (c) any product altered or repaired by others than Dixon; and (d) to normal maintenance services and the replacement of service items (such as washers, gaskets, and lubricants) made in connection with such services. To the extent permitted by law, this limited warranty shall extend only to the buyer and any other person reasonably expected to use or consume the goods who is injured in person by any breach of the warranty. No action may be brought against Dixon for an alleged breach of warranty unless such action is instituted within one (1) year from the date the cause of action accrues. This limited warranty shall be construed and enforced to the fullest extent allowable by applicable law.

Other than the obligation of Dixon set forth herein, Dixon disclaims all warranties, express or implied, including but not limited to any implied warranties of merchantability or fitness for a particular purpose, and any other obligation or liability. The foregoing constitutes Dixon's sole obligation with respect to damages, whether direct, incidental, or consequential, resulting from the use or performance of the product.

Some products and sizes may be discontinued when stock is depleted or may require a minimum quantity for ordering.

About This Catalog and Our Products

This catalog is intended as a product offering. It is not a user or technical manual. Information in this catalog is subject to change without notice. We may modify product design and specification without notice and without any obligation to modify or substitute products previously purchased. All users and distributors of products sold through this catalog are strongly encouraged to contact Dixon with questions on use, compatibilities, coupling procedures, and life of product. Our full-time engineering and test staff are always available to recommend uses and to assist distributors and users with questions.



Safety



Safety logos, which appear throughout our catalog, are used as a reminder that the user should carefully review for the appropriateness of the product for the media, application, and environment in which it will be used.

NOTE: Because of the health hazards associated with contamination and lead content in drinking water systems, Dixon couplings, unless otherwise specifically approved, are not recommended for potable water service and should not be used in applications where drinking water will contact the wetted surfaces of the coupling.

All Dixon products are shipped in cartons with the following warning:

"WARNING: This product contains lead, a chemical known to the State of California to cause cancer and birth defects or other reproductive harm."

Trademark

Delrin® is a registered trademark owned by Delrin USA, LLC.

Zytel® is a registered trademark owned by DuPont Polymers, Inc.

Kalrez® is a registered trademark owned by DuPont Specialty Products USA, LLC.

MOLYKOTE® is a registered trademark owned by DDP Specialty Electronic Materials U.S. 9, LLC.

All other trademarks appearing in the Dixon illustrated product list are the property of their respective owner.

Copyright

Copyright © 2026 by Dixon Valve and Coupling, LLC

All rights reserved. This book is copyrighted material. Use, reproduction or copying of it by anyone other than Dixon® is strictly forbidden without its express written consent.

NOTE: Reasonable care has been taken in preparing this catalog. Dixon Valve & Coupling Company, LLC reserves the right to make corrections.

