

Push-On Hose Barb Fittings

Application

- Intended for use with Lok-On (push-on style) hose only



Features



- No hose clamps or ferrules are needed for installation
- Properly grips push-on hose only when pushed all the way in with the cut end of the hose completely concealed by the plastic cap

Female 45° SAE Swivel x Hose Barb

Features

- Notch in nut for SAE identification
- SAE thread size to UNF thread size interchange chart on previous page

Hose I.D.	Tube O.D.	Female UNF	Brass		Pkg Qty
			Previous Part #	Part #	
1/4"	3/8"	5/8" – 18	284-0410	2840410C	50
			---	2840410CBC ¹	
5/16"	3/8"	5/8" – 18	284-0510	2840510C	50
3/8"	3/8"	5/8" – 18	284-0610	2840610C	50
			---	2840610CBC ¹	
3/4"	3/4"	1-1/16" – 14	284-1217	2841217C	25
			---	2841217CBC ¹	



brass cap



¹ Brass cap on CBC part numbers

JIC Thread Size to UNF Thread Size Interchange

JIC Thread Number	JIC Tube O.D.	UNF Thread Size	JIC Thread Number	JIC Tube O.D.	UNF Thread Size
02	1/8"	5/16" – 24	12	3/4"	1-1/16" – 12
03	3/16"	3/8" – 24	14	7/8"	1-3/16" – 12
04	1/4"	7/16" – 20	16	1"	1-5/16" – 12
05	5/16"	1/2" – 20	20	1-1/4"	1-5/8" – 12
06	3/8"	9/16" – 18	24	1-1/2"	1-7/8" – 12
08	1/2"	3/4" – 16	28	1-3/4"	2-1/4" – 12
10	5/8"	7/8" – 14	32	2"	2-1/2" – 12

Male 37° JIC x Hose Barb

Hose I.D.	Tube O.D.	Male UNF	Brass		Pkg Qty
			Previous Part #	Part #	
1/4"	1/4"	7/16" – 20	286-0407	2860407C	100
	5/16"	1/2" – 20	---	2860407CBC ²	
	3/8"	9/16" – 18	286-0408	2860408C	50
3/8"	3/8"	9/16" – 18	286-0409	2860409C	100
			---	2860409CBC ²	
3/8"	3/8"	9/16" – 18	286-0609	2860609C	50
			---	2860609CBC ²	
1/2"	1/2"	3/4" – 16	286-0812	2860812C	25
			---	2860812CBC ²	
5/8"	5/8"	7/8" – 14	286-1014	2861014C	25
3/4"	3/4"	1-1/16" – 12	286-1217	2861217C ¹	10



brass cap

¹ UN Thread

² Brass cap on CBC part numbers