

Wilkerson® FRLs F28-Series Standard Airline Filters

Features

- High flow capacity
- 5 micron element
- 2.87 oz. bowl

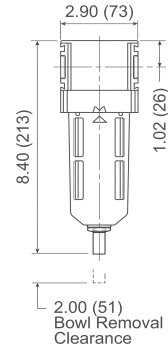
Specifications

- Maximum operating conditions:
 - transparent bowl: **150 PSIG (10.3 bar)** and **-13°F to 125°F (-25°C to 52°C)**
 - metal bowl: **250 PSIG (17.2 bar)** and **-13°F to 150°F (-25.5°C to 65.5°C)**

Size	Flow (SCFM)	Transparent Bowl and Guard		Metal Bowl with Sight Glass	
		Automatic Drain Part #	Manual Drain Part #	Automatic Drain Part #	Manual Drain Part #
3/8"	115	F28-03A	F28-03M	F28-03AMB	F28-03MMB
1/2"	120	F28-04A	F28-04M	F28-04AMB	F28-04MMB
3/4"	145	F28-06A	F28-06M	F28-06AMB	F28-06MMB



Transparent bowl with guard



F30-Series Jumbo Airline Filters

Features

- 5 micron element
- 2 oz. bowl

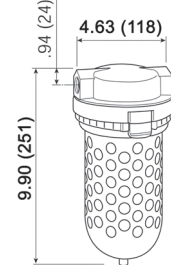
Specifications

- Maximum operating conditions:
 - transparent bowl: **150 PSIG (10.3 bar)** and **32°F to 125°F (0°C to 52°C)**
 - metal bowl: **200 PSIG (13.8 bar)** and **32°F to 150°F (0°C to 65.5°C)**

Size	Flow (SCFM)	Transparent Bowl and Guard		Metal Bowl with Sight Glass	
		Automatic Drain Part #	Manual Drain Part #	Automatic Drain Part #	Manual Drain Part #
3/4"	316	F30-06A	F30-06M	F30-06AMB	F30-06MMB
1"	323	F30-08A	F30-08M	F30-08AMB	F30-08MMB



With guard



F35-Series Jumbo Airline Filters

Features

- 5 micron element
- 12.5 oz. bowl

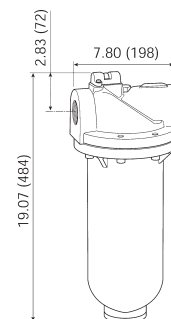
Specifications

- Maximum operating conditions:
 - metal bowl: **150 PSIG (10.3 bar)** and **32°F to 150°F (0°C to 65.5°C)**

Size	Flow (SCFM)	Heavy Duty Metal Bowl	
		Automatic Drain Part #	Manual Drain Part #
1-1/2"	1280	F35-0BAMB	F35-0BMMB
2"	1400	F35-0CAMB	F35-0CMMB



With metal bowl



NOTE: SCFM ratings at **150 PSIG** inlet pressure.
See pages 322-326 for accessories.
FRLs are designed for air service only, unless otherwise indicated.

