

## Sanitary RTDs and Temperature Transmitters

### Materials

- Product contact: 316L stainless
- Exterior surfaces 316L with a near mirror finish

### Features

- Standard 12mm industrial connector with gold-plated contacts for maximum corrosion resistance and cleanability
- Sensor elements are accurate up to  $\pm 0.1^\circ\text{C}$

### Specifications

- RTD – temperature range:  $-58^\circ\text{F}$  to  $392^\circ\text{F}$  ( $-50^\circ\text{C}$  to  $200^\circ\text{C}$ )
- TT – temperature range:  $-22^\circ\text{F}$  to  $302^\circ\text{F}$  ( $-30^\circ\text{C}$  to  $150^\circ\text{C}$ )

### Ordering Information

#### Series

- RTD ..... Sani-Flow resistive temperature device  
TT ..... Sani-Flow temperature transmitter

### Sanitary Fittings

Fittings available in 5, 75, 15, 20, 25, 30, and 40

- H ..... G & H 'H' line male  
I ..... Male I-line  
K ..... APC 'K' clamp  
Q ..... Q-line  
T ..... #13H captive nut and #14 bevel seat  
U ..... Tri-clamp®

- Specify size, then adapter type such as 15U for 1-1/2" Tri-clamp® adapter
- For special probes, add SP and the required probe length at the end of the part number, such as SP2.75 for a 2-3/4" long probe

### Other Fittings


Specify probe length

- A ..... air space  
M ..... umbrella fittings  
NPT ..... 1/4", 3/8", 1/2", 5/8", or 3/4" pipe thread  
PW ..... projectile well with 1-1/4"-18 UNEF male thread  
SP ..... split ferrule  
VP ..... VAT well fitting with #13H captive nut  
OF ..... no fitting

### Element<sup>1</sup>

- E1 ..... single element  
E2 ..... dual element

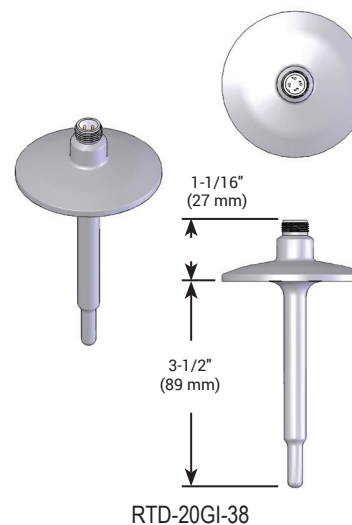
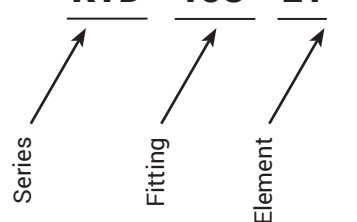
<sup>1</sup> Available for RTD only



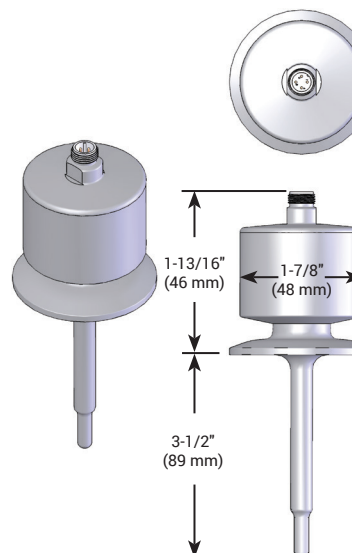
Sanitary RTD

Temperature transmitter

### Model Number Breakdown RTD - 15U - E1



RTD-20GI-38



TT-20-G1

Product not returnable and no cancellations.