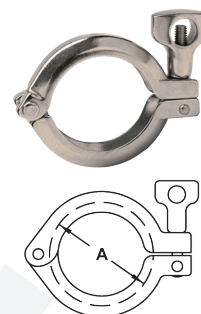


Pipe Size Clamps

Schedule 5S and 10S Single Pin Heavy Duty Clamps – 13MHHV

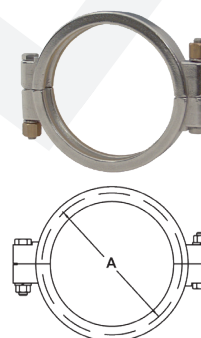
Pipe Size	A (in)	Service Pressure Rating PSI at 70°F (21°C) ¹	Part #
1"	2.12	500	13MHHV100
1-1/2"	2.65	450	13MHHV150
2"	3.18	400	13MHHV200
2-1/2"	3.72	350	13MHHV250
3"	4.26	250	13MHHV300
4"	5.26	150	13MHHV400
6"	7.50	100	13MHHV600
8"	9.32	75	13MHHV800
10"	11.45	75	13MHHV1000



¹ Wing nut tightened to 25 in-lb of torque

Schedule 5S and 10S Bolted Clamps – 13MHPV

Pipe Size	A (in)	Service Pressure Rating PSI at 70°F (21°C) ¹	Part #
1"	2.05	750	13MHPV100
1-1/2"	2.58		13MHPV150
2"	3.11		13MHPV200
2-1/2"	3.46	500	13MHPV250
3"	4.31		13MHPV300
4"	5.19		13MHPV400
6"	7.20	400	13MHPV600
8"	9.17		13MHPV800
		350	13MHPV800

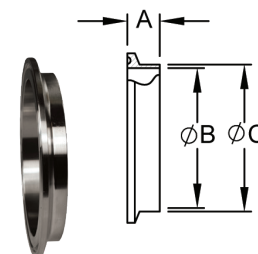


¹ Nuts tightened to 20 ft-lb of torque

Pipe Size Ferrules

Schedule 5S Short Weld Ferrules – 14WMV

Pipe Size	A (in)	B (in)	C (in)	316L Stainless Steel Part #
1"	.50	1.19	1.32	14WMV-R100
1-1/2"		1.77	1.90	14WMV-R150
2"		2.25	2.38	14WMV-R200
2-1/2"		2.71	2.88	14WMV-R250
3"		3.33	3.50	14WMV-R300
4"		.63	4.33	4.50
6"	.88	6.41	6.63	14WMV-R600

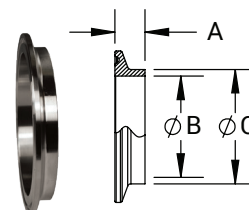


621
3
63-04

M

Schedule 10S Short Weld Ferrules – 14WMX

Pipe Size	A (in)	B (in)	C (in)	316L Stainless Steel Part #
1"	.50	1.10	1.32	14WMX-R100
1-1/2"		1.68	1.90	14WMX-R150
2"		2.16	2.38	14WMX-R200
2-1/2"		2.64	2.88	14WMX-R250
3"		3.26	3.50	14WMX-R300
4"		.63	4.26	4.50
6"	.88	6.36	6.63	14WMX-R600



621
3
63-04

NOTE: For additional information on pipe dimensions please reference dixonvalve.com.