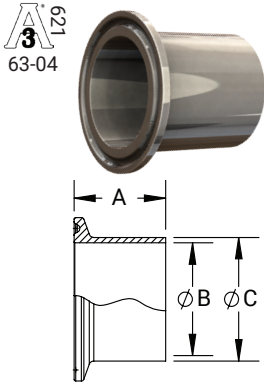


High Purity BioPharm Fittings

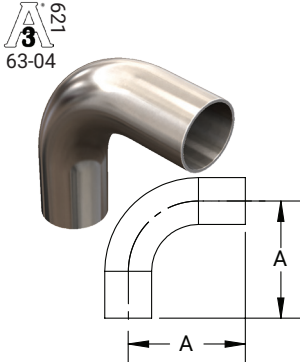
Automatic Weld Ferrules – TL14AM7



BPE Table DT-4.1.4-1  
ASME BPE 2019

Tube O.D.	A (in)	B (in)	C (in)	Nominal Wall (in)	PL Finish – SF1	PM Finish – SF4
1/2"	1.750	0.375	0.500	0.065	TL14AM7-050PL	TL14AM7-050PM
3/4"		0.625	0.750		TL14AM7-075PL	TL14AM7-075PM
1"		0.875	1.000		TL14AM7-100PL	TL14AM7-100PM
1-1/2"		1.375	1.500		TL14AM7-150PL	TL14AM7-150PM
2"	2.250	1.875	2.000	0.083	TL14AM7-200PL	TL14AM7-200PM
2-1/2"		2.375	2.500		TL14AM7-250PL	TL14AM7-250PM
3"		2.875	3.000		TL14AM7-300PL	TL14AM7-300PM
4"		3.834	4.000		TL14AM7-400PL	TL14AM7-400PM
6"	3.000	5.782	6.000	0.109	TL14AM7-600PL	TL14AM7-600PM

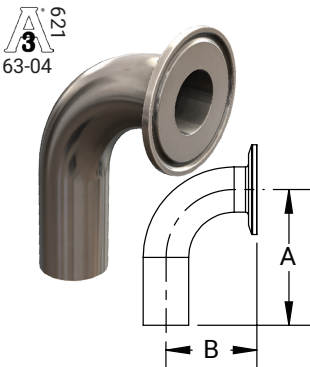
90° Weld Elbows – T2S



BPE Table DT-4.1.1-1  
ASME BPE 2019

Tube O.D.	A (in)	Nominal Wall (in)	PL Finish – SF1	PM Finish – SF4
1/2"	3.000	0.065	T2S-050PL	T2S-050PM
3/4"			T2S-075PL	T2S-075PM
1"			T2S-100PL	T2S-100PM
1-1/2"	3.750	0.065	T2S-150PL	T2S-150PM
2"	4.750		T2S-200PL	T2S-200PM
2-1/2"	5.500		T2S-250PL	T2S-250PM
3"	6.250	0.083	T2S-300PL	T2S-300PM
4"	8.000		T2S-400PL	T2S-400PM
6"	11.500	0.109	T2S-600PL	T2S-600PM

90° Clamp x Weld Elbows – T2CM



BPE Table DT-4.1.1-2  
ASME BPE 2019

Tube O.D.	A (in)	B (in)	Nominal Wall (in)	PL Finish – SF1	PM Finish – SF4
1/2"	3.000	1.625	0.065	T2CM-050PL	T2CM-050PM
3/4"				T2CM-075PL	T2CM-075PM
1"		2.000		T2CM-100PL	T2CM-100PM
1-1/2"	3.750	2.750	0.065	T2CM-150PL	T2CM-150PM
2"	4.750	3.500		T2CM-200PL	T2CM-200PM
2-1/2"	5.500	4.250		T2CM-250PL	T2CM-250PM
3"	6.250	5.000	0.083	T2CM-300PL	T2CM-300PM
4"	8.000	6.625		T2CM-400PL	T2CM-400PM
6"	11.500	10.500	0.109	T2CM-600PL	T2CM-600PM

90° Clamp x Clamp Elbows – T2CMP



BPE Table DT-4.1.1-3  
ASME BPE 2019

Tube O.D.	A (in)	PL Finish – SF1	PM Finish – SF4
1/2"	1.625	T2CMP-050PL	T2CMP-050PM
3/4"		T2CMP-075PL	T2CMP-075PM
1"	2.000	T2CMP-100PL	T2CMP-100PM
1-1/2"	2.750	T2CMP-150PL	T2CMP-150PM
2"	3.500	T2CMP-200PL	T2CMP-200PM
2-1/2"	4.250	T2CMP-250PL	T2CMP-250PM
3"	5.000	T2CMP-300PL	T2CMP-300PM
4"	6.625	T2CMP-400PL	T2CMP-400PM
6"	10.500	T2CMP-600PL	T2CMP-600PM

NOTE: BPE 2019 Specifications:

PL Finish – SF1

O.D. = 32Ra Mechanically Polished

I.D. = 20Ra Mechanically Polished

PM Finish – SF4

O.D. = 32Ra Mechanically Polished

I.D. = 15Ra Mechanically Polished and Electropolished

M