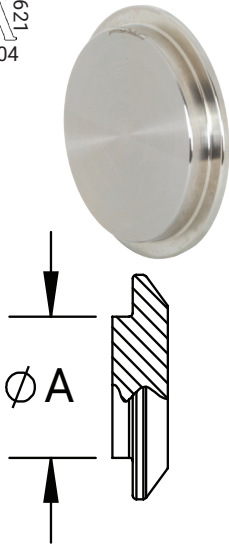


I-Line/Q-Line – End Caps

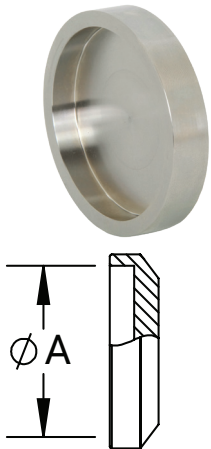
621  
3  
63-04



Male I-Line Solid End Caps – 16AI-14I

Size	A (in)	304 Stainless Steel Part #	316L Stainless Steel Part #
1"	1.25	16AI-14I100	16AI-14I100R
1-1/2"	1.74	16AI-14I150	16AI-14I150R
2"	2.24	16AI-14I200	16AI-14I200R
2-1/2"	2.74	16AI-14I250	16AI-14I250R
3"	3.30	16AI-14I300	16AI-14I300R
4"	4.30	16AI-14I400	16AI-14I400R
6"	6.83	16AI-14I600	16AI-14I600R
8"	8.83	---	16AI-14I800R

621  
3  
63-04

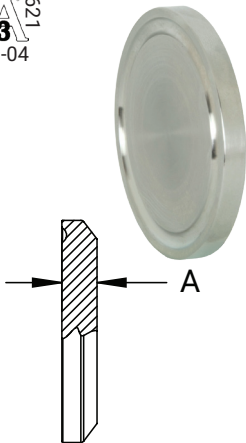


Female I-Line Solid End Caps – 16AI-15I

Size	A (in)	304 Stainless Steel Part #	316L Stainless Steel Part #
1"	1.27	16AI-15I100	16AI-15I100R
1-1/2"	1.76	16AI-15I150	16AI-15I150R
2"	2.26	16AI-15I200	16AI-15I200R
2-1/2"	2.76	16AI-15I250	16AI-15I250R
3"	3.32	16AI-15I300	16AI-15I300R
4"	4.32	16AI-15I400	16AI-15I400R
6"	6.92	16AI-15I600	16AI-15I600R
8"	8.92	---	16AI-15I800R

M

621  
3  
63-04



Q-Line Solid End Caps – 16AQ

Size	A (in)	304 Stainless Steel Part #
1"	.19	16AQ-G100
1-1/2"	.19	16AQ-G150
2"	.25	16AQ-G200
2-1/2"	.26	16AQ-G250
3"	.26	16AQ-G300
4"	.25	16AQ-G400