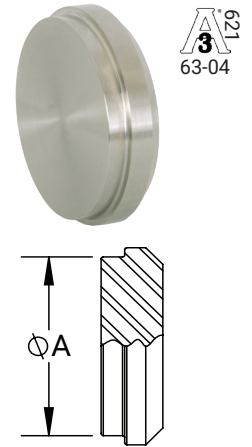


Bevel Seat End Caps

Plain Bevel Seat Solid End Caps – 16A


Size	A (in)	304 Stainless Steel Part #	316L Stainless Steel Part #
1"	1.16	16A-G100	16A-R100
1-1/2"	1.67	16A-G150	16A-R150
2"	2.19	16A-G200	16A-R200
2-1/2"	2.71	16A-G250	16A-R250
3"	3.22	16A-G300	16A-R300
4"	4.26	16A-G400	16A-R400



Bevel Seat Adapters


Plain Bevel Seat Tygon® Hose Adapters – 14AHT

Tube O.D.	A (in)	B (in)	304 Stainless Steel Part #
1"	4.69	.87	14AHT-G100
1-1/2"	4.72	1.37	14AHT-G150
2"	4.72	1.87	14AHT-G200
2-1/2"	4.84	2.37	14AHT-G250
3"	4.91	2.87	14AHT-G300
4"	5.22	3.83	14AHT-G400



Threaded Bevel Seat Tygon® Hose Adapters – 15AHT

Tube O.D.	A (in)	B (in)	304 Stainless Steel Part #
1"	4.50	.87	15AHT-G100
1-1/2"	4.50	1.37	15AHT-G150
2"	4.50	1.87	15AHT-G200
2-1/2"	4.50	2.37	15AHT-G250
3"	4.50	2.87	15AHT-G300
4"	5.00	3.83	15AHT-G400



Plain Bevel Seat Rubber Hose Adapters – 14AHR

Tube O.D.	A (in)	B (in)	304 Stainless Steel Part #
1"	1.69	1.03	14AHR-G100
1-1/2"	1.69	1.53	14AHR-G150
2"	2.31	2.03	14AHR-G200
2-1/2"	2.67	2.53	14AHR-G250
3"	3.10	3.03	14AHR-G300
4"	4.00	4.06	14AHR-G400

