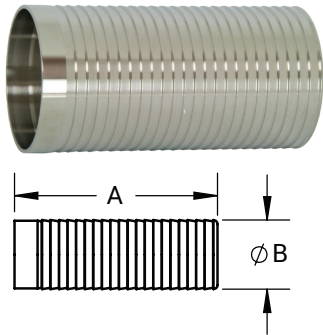


Weld Adapters

Long Weld Hose Adapters – 14WHRL

Feature

- Suitable for use with band clamps




Tube O.D.	A (in)	B (in)	Nominal Wall (in)	316L Stainless Steel Part #
1"	3.00	1.03	.065	14WHRL-R100
1-1/2"	4.50	1.53		14WHRL-R150
2"	4.50	2.03		14WHRL-R200
2-1/2"	5.00	2.53		14WHRL-R250
3"	5.00	3.03		14WHRL-R300
4"	4.88	4.03	.083	14WHRL-R400

NOTE: Use of PVC tubing requires special techniques to prevent leakage. All assembly work must be done with heated tube. Cold durometer is 90 as opposed to rubber hose at 65 to 70 durometer. Banding buckles must be at 180° from one another.



Weld Hose Adapters – 14WHR

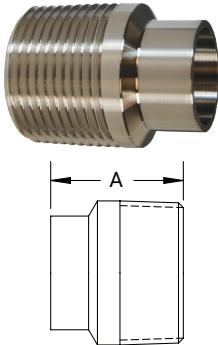


Tube O.D.	A (in)	B (in)	Nominal Wall (in)	316L Stainless Steel Part #
1/2"	1.50	.50	.065	14WHR-R50
3/4"	1.50	.75		14WHR-R75
1"	1.69	1.00		14WHR-R100
1-1/2"	1.69	1.50		14WHR-R150
2"	2.31	2.00		14WHR-R200
2-1/2"	2.00	2.50		14WHR-R250
3"	3.09	3.00		14WHR-R300
4"	3.41	4.00		.083

Male NPT x Weld End Adapters – B19WB

Feature

- 32Ra finish I.D. only




Tube O.D.	A (in)	Nominal Wall (in)	304 Stainless Steel Part #	316L Stainless Steel Part #
1/2"	1.63	.065	---	B19WB-R50
3/4"	1.63		---	B19WB-R75
1"	1.75		B19WB-G100	B19WB-R100
1-1/2"	1.75		B19WB-G150	B19WB-R150
2"	1.81		B19WB-G200	B19WB-R200
2-1/2"	2.31		B19WB-G250	B19WB-R250
3"	2.50		B19WB-G300	B19WB-R300
4"	2.56		.083	B19WB-G400
6"	3.40	.109	---	B19WB-R600

Female NPT x Weld End Adapters – B22WB

Feature

- 32Ra finish I.D. only



Tube O.D.	A (in)	Nominal Wall (in)	304 Stainless Steel Part #	316L Stainless Steel Part #
1/2"	1.25	.065	---	B22WB-R50
3/4"	1.63		---	B22WB-R75
1"	1.75		B22WB-G100	B22WB-R100
1-1/2"	1.75		B22WB-G150	B22WB-R150
2"	1.81		B22WB-G200	B22WB-R200
2-1/2"	2.31		B22WB-G250	B22WB-R250
3"	2.50		B22WB-G300	B22WB-R300
4"	2.50		.083	B22WB-G400

M